



Partner Portal

Quick Start Guide

winbond
We Deliver

A Global Supplier of
Advanced Memory Solutions

Login

Forgot
password?



Enter your account and password, and read the Terms of Use



Partner Portal

Enter your account 1. Enter your account

Enter your password 2. Enter your password



☐ I have read and agree to the [Terms of Use](#)

3. Read and check the box

Login

4. Click Login

[Forgot password?](#)

[Application for ESG Supplier Platform Account](#)

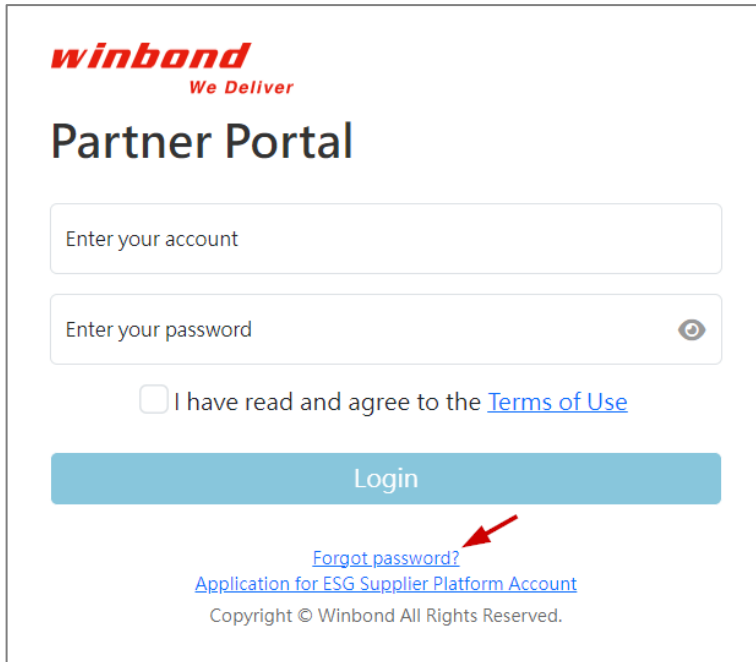
Copyright © Winbond All Rights Reserved.

Set a new password/Forgot password

winbond

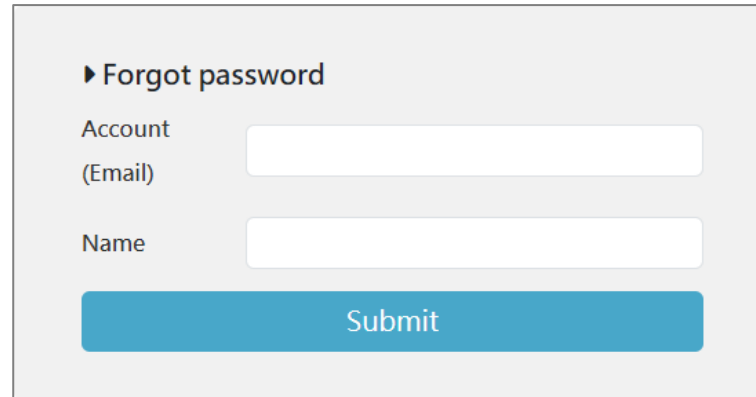
Contents

1. Click on [Forgot password?]



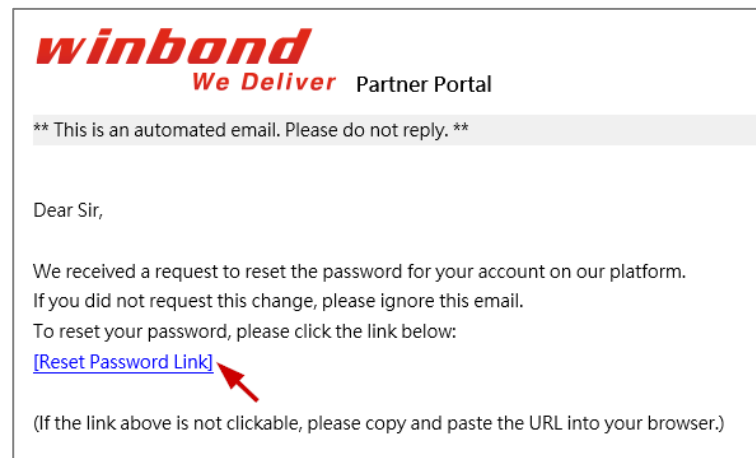
The screenshot shows the Winbond Partner Portal login page. At the top is the Winbond logo with the tagline "We Deliver". Below it is the title "Partner Portal". There are two input fields: "Enter your account" and "Enter your password" (with an eye icon for toggling visibility). Below the password field is a checkbox labeled "I have read and agree to the [Terms of Use](#)". A blue "Login" button is positioned below the checkbox. At the bottom, there is a link for "[Forgot password?](#)" with a red arrow pointing to it, and another link for "[Application for ESG Supplier Platform Account](#)". The footer contains the copyright notice "Copyright © Winbond All Rights Reserved."

2. Fill in Account & Name



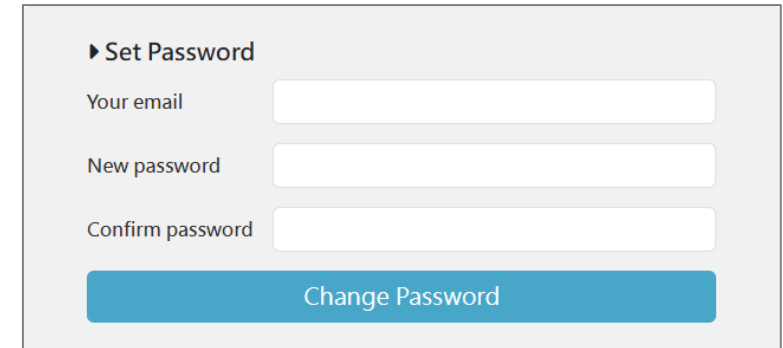
The screenshot shows a "Forgot password" form. It has a heading "Forgot password" with a right-pointing triangle. Below the heading are two input fields: "Account (Email)" and "Name". A blue "Submit" button is at the bottom.

3. Click the link in the email



The screenshot shows an email template for a password reset. It starts with the Winbond logo and "We Deliver Partner Portal". A grey bar contains the text "** This is an automated email. Please do not reply. **". The email is addressed to "Dear Sir," and contains the following text: "We received a request to reset the password for your account on our platform. If you did not request this change, please ignore this email. To reset your password, please click the link below: [\[Reset Password Link\]](#)". A red arrow points to the link. The footer text says "(If the link above is not clickable, please copy and paste the URL into your browser.)".

4. Set a new password



The screenshot shows a "Set Password" form. It has a heading "Set Password" with a right-pointing triangle. Below the heading are three input fields: "Your email", "New password", and "Confirm password". A blue "Change Password" button is at the bottom.

登入

忘記密碼



輸入帳號密碼，閱讀使用條款



Partner Portal

Enter your account 1. 輸入帳號(Email)

Enter your password 2. 輸入密碼

☐

I have read and agree to the [Terms of Use](#)

3. 閱讀後勾選

Login

4. 點擊登入

[Forgot password?](#)

[Application for ESG Supplier Platform Account](#)

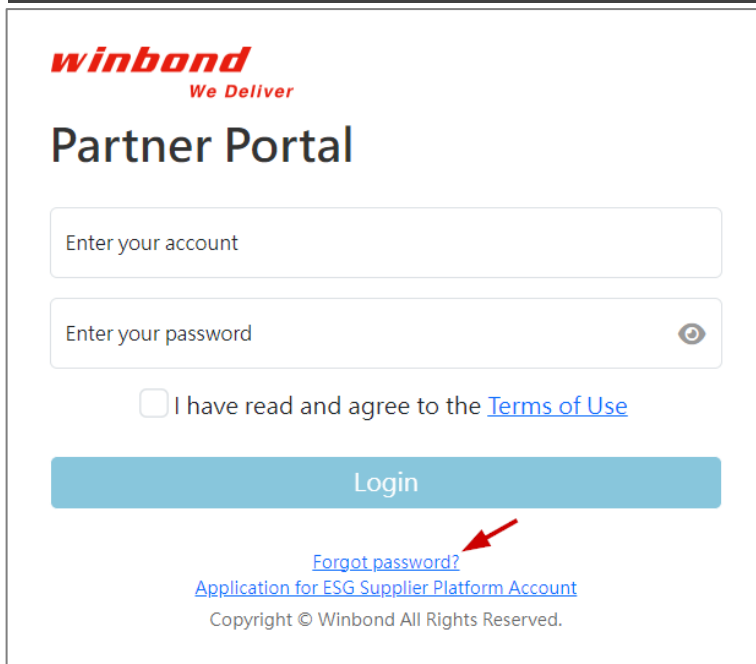
Copyright © Winbond All Rights Reserved.

設定新密碼 / 忘記密碼

winbond

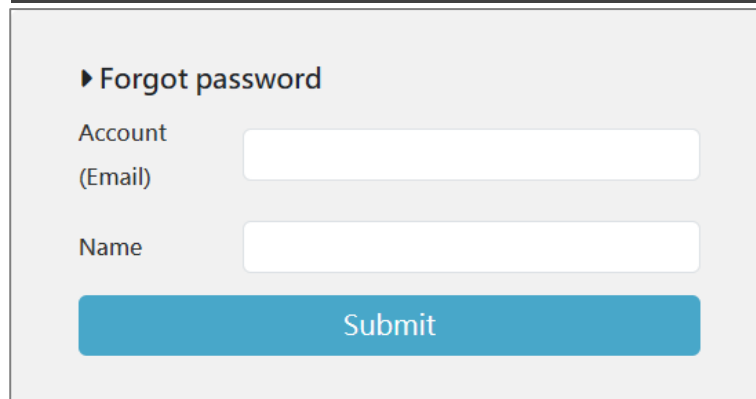
目錄

1. 點擊 [Forgot password?]



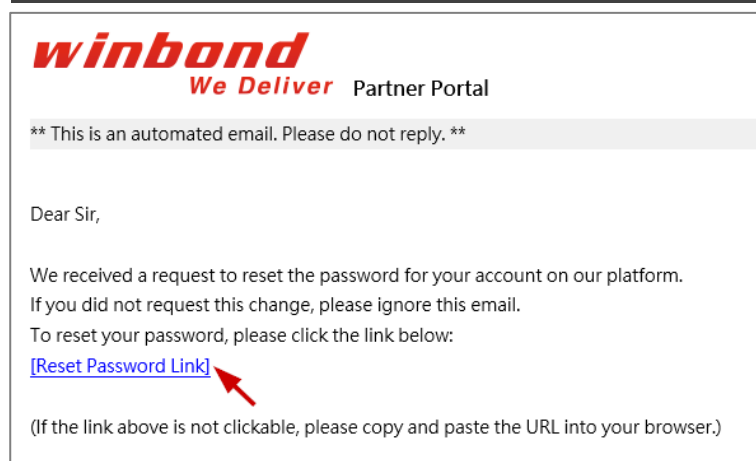
The image shows the Winbond Partner Portal login page. At the top is the Winbond logo with the tagline 'We Deliver'. Below it is the title 'Partner Portal'. There are two input fields: 'Enter your account' and 'Enter your password' (with a toggle icon). Below the password field is a checkbox labeled 'I have read and agree to the [Terms of Use](#)'. A blue 'Login' button is below that. At the bottom, there is a link for 'Forgot password?' with a red arrow pointing to it, and another link for 'Application for ESG Supplier Platform Account'. The footer contains the copyright notice 'Copyright © Winbond All Rights Reserved.'

2. 填寫帳號 & 姓名



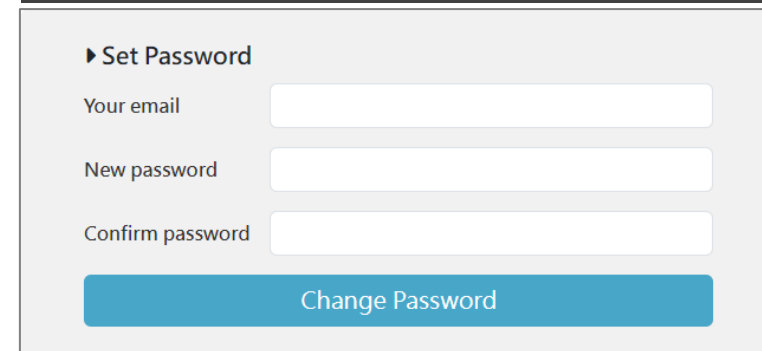
The image shows a 'Forgot password' form. It has a title 'Forgot password' with a right-pointing triangle. Below it are two input fields: 'Account (Email)' and 'Name'. A blue 'Submit' button is at the bottom.

3. 點擊信中連結



The image shows an email template for password reset. It starts with the Winbond logo and 'We Deliver Partner Portal'. A grey bar contains the text '** This is an automated email. Please do not reply. **'. Below is a salutation 'Dear Sir,'. The main body text says: 'We received a request to reset the password for your account on our platform. If you did not request this change, please ignore this email. To reset your password, please click the link below: [\[Reset Password Link\]](#)'. A red arrow points to the link. The footer text says: '(If the link above is not clickable, please copy and paste the URL into your browser.)'

4. 設定新密碼



The image shows a 'Set Password' form. It has a title 'Set Password' with a right-pointing triangle. Below it are three input fields: 'Your email', 'New password', and 'Confirm password'. A blue 'Change Password' button is at the bottom.



This concludes the quick start guide.